

Dames Point Bridge | FDOT



# Now Available in BrM (6.2)

User Group Meeting September 17, 2019 | Louisville, Kentucky



The features available in the currently available patches of BrM (up to BrM 6.2).

# CONTACT



**ZACHARY BOYLE**

zac.boyle@mayvue.com

Text | Voicemail | (801) 450-9716

BrM@mayvue.com

Support | 1-888-44-SUPPORT

1-888-447-8776

General | 1-877-462-9883



 **Jira Service Desk**

<https://bridgeware.atlassian.net/servicedesk/customer/portals>



**NEW LOGIN  
SCREEN**

**PROGRAM  
COMPARISON  
TOOL**

**BrR  
WEBSERVICES**

# **NEW LOGIN SCREEN**

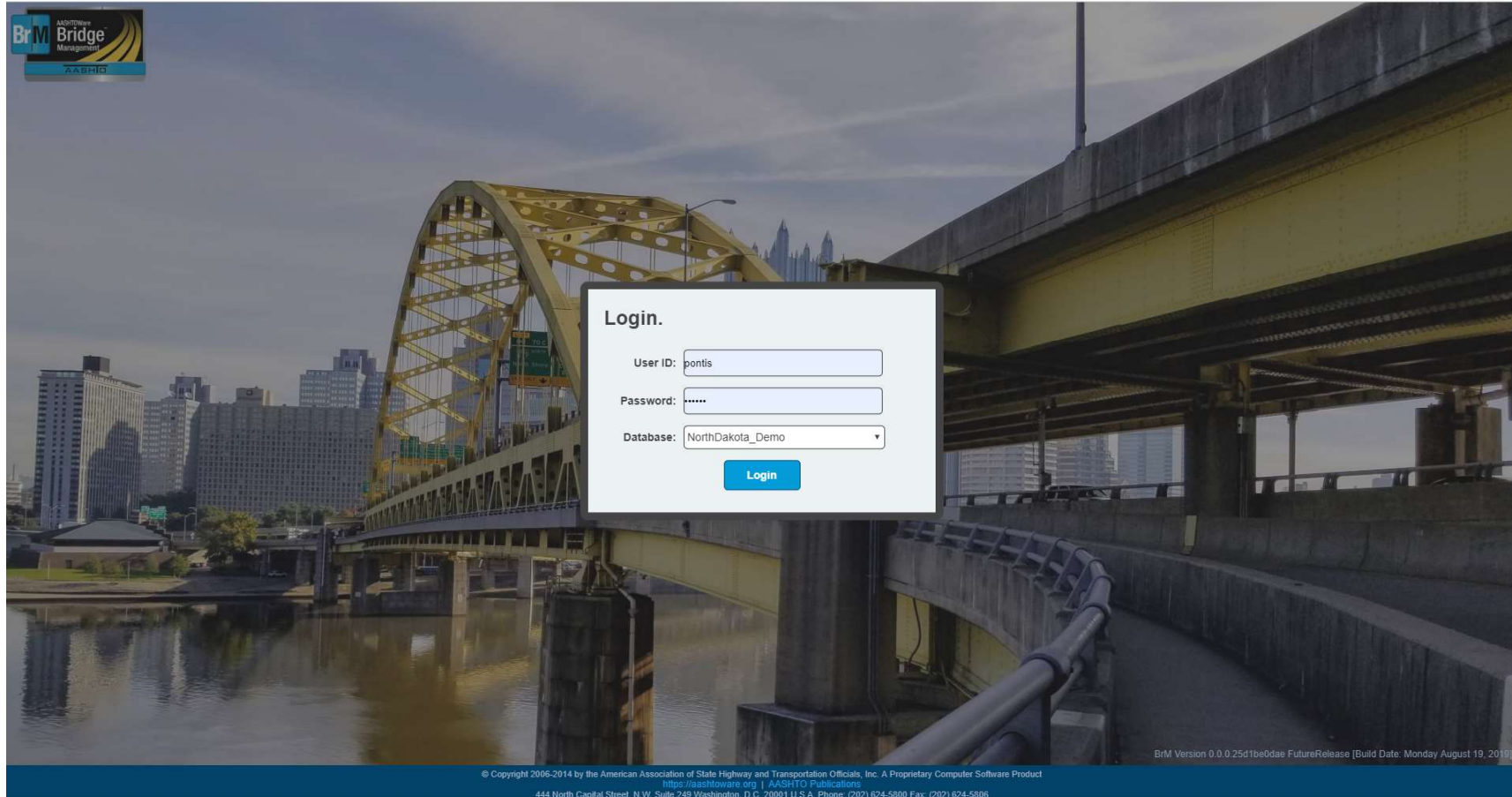


# NEW LOGIN SCREEN

NEW LOGIN  
SCREEN

PROGRAM  
COMPARISON  
TOOL

BrR  
WEBSERVICES



The new login screen is the most noticeable change in BrM 6.2.



# NEW LOGIN SCREEN

NEW LOGIN SCREEN

PROGRAM COMPARISON TOOL

BrR WEBSERVICES

BrM AASHTOWare Bridge Management AASHTO

NEW LOGIN SCREEN

PROGRAM COMPARISON TOOL

BrR WEBSERVICES

BrM AASHTOWare Bridge Management AASHTO

**Login.**

User ID:

Password:

Database:

New Security Features include:

- No memory leaks
- Faster to load
- Prettier

If you have custom pages, like aspx file custom pages, you may need to fix the database connection on those pages for 6.2 and beyond.

© Copyright 2006-2014 by the American Association of State Highway and Transportation Officials, Inc. A Proprietary Computer Software Product  
https://aashtoware.org | AASHTO Publications  
444 North Capital Street, N.W. Suite 249 Washington, D.C. 20001 U.S.A. Phone: (202) 624-5800 Fax: (202) 624-5806

BrM Version 0.0.0.25d1be0dae FutureRelease [Build Date: Monday August 19, 2018]

The improvement was needed to address some security vulnerabilities in how the login worked. The improvement fixed the leak, but if you had custom pages (note, not configured, but .aspx custom pages) then you will need to revisit the connections to the login page. Let us know and we can help you.

# NEW LOGIN SCREEN

© Copyright 2006-2014 by the American Association of State Highway and Transportation Officials, Inc. A Proprietary Computer Software Product  
<https://aashtoware.org> | AASHTO Publications  
444 North Capital Street, N.W. Suite 249 Washington, D.C. 20001 U.S.A. Phone: (202) 624-5800 Fax: (202) 624-5806

BrM Version: 6.2.0.9a1ea9329 [Build Date: Friday June 28, 2019]

To change the photo on your own site with 6.2 and beyond:

- go to ~\AASHTOWARE\BrM6\Images\  
- Replace the login-bg.jpg image

NEW LOGIN  
SCREEN

PROGRAM  
COMPARISON  
TOOL

BrR  
WEBSERVICES

You can also change the photo. Send us your photos and we will rotate the default photos from one state to another with subsequent patches of BrM.




NEW LOGIN  
SCREEN



PROGRAM  
COMPARISON  
TOOL

BrR  
WEBSERVICES

# PROGRAM COMPARISON TOOL



# PROGRAM COMPARISON TOOL

NEW LOGIN  
SCREEN

PROGRAM  
COMPARISON  
TOOL

BrR  
WEBSERVICES

PROGRAMS ^

PROGRAM LIST

CREATE/EDIT  
PROGRAMS

ASSIGN PROJECTS

PERFORMANCE  
MEASURES

FUNDING ALLOCATION

PROGRAM PLANNING

PROGRAM RESULTS

EXECUTIVE SUMMARY

CREATE/EDIT  
SCENARIOS

SCENARIO EXPLORER

PROGRAM  
COMPARISON

Programs > Program Comparison

## Program Comparison

Program 1:

Program 2:

Scenario 1:

Scenario 2:

Compare

The program comparison tool helps users to get their hands around what is different between two scenarios – which can be a ton of data.





# PROGRAM COMPARISON TOOL

NEW LOGIN SCREEN

PROGRAM COMPARISON TOOL

BrR WEBSERVICES

Programs > Program Comparison

**Program Comparison**

Program 1:  Program 2:   
 Scenario 1:  Scenario 2:

**Chart**

Graph:  Year:   
 Graph By:  Subdivision:   
 Category:

Program 1: Aug 2019 Test, Scenario 1: Component Deterioral vs Program 2: Aug 2019 Test, Scenario 2: With Lifecycle by Deck Area

Year: All Years, Subdivision: All Subdivisions, Category: All Categories

**Data**

Same In Both Programs (175)

	Project Name	Category	Automatic	Cost	Utility	Utility Benefit	Benefit / Cost (\$k)	Cost (\$k) / Benefit	Year	Frozen	Status
	<input type="text"/>	<input type="text"/>	<input type="text"/>	<input type="text"/>	<input type="text"/>	<input type="text"/>	<input type="text"/>	<input type="text"/>	<input type="text"/>	<input type="text"/>	<input type="text"/>
	0005-335.813(_Rehab Substructure)	No Category	No	\$100,000.00	78.13	0.19	\$0.00	\$526.32	2024	Yes	Proposed
	1806-069.384(_Rehab Superstructure)	No Category	No	\$51,348.00	75.70	2.73	\$0.05	\$18.81	2024	Yes	Proposed
	0032-095.620(_Rehab Substructure)	No Category	No	\$100,000.00	83.76	0.37	\$0.00	\$270.27	2024	Yes	Proposed

There are the graphs and then the grid.

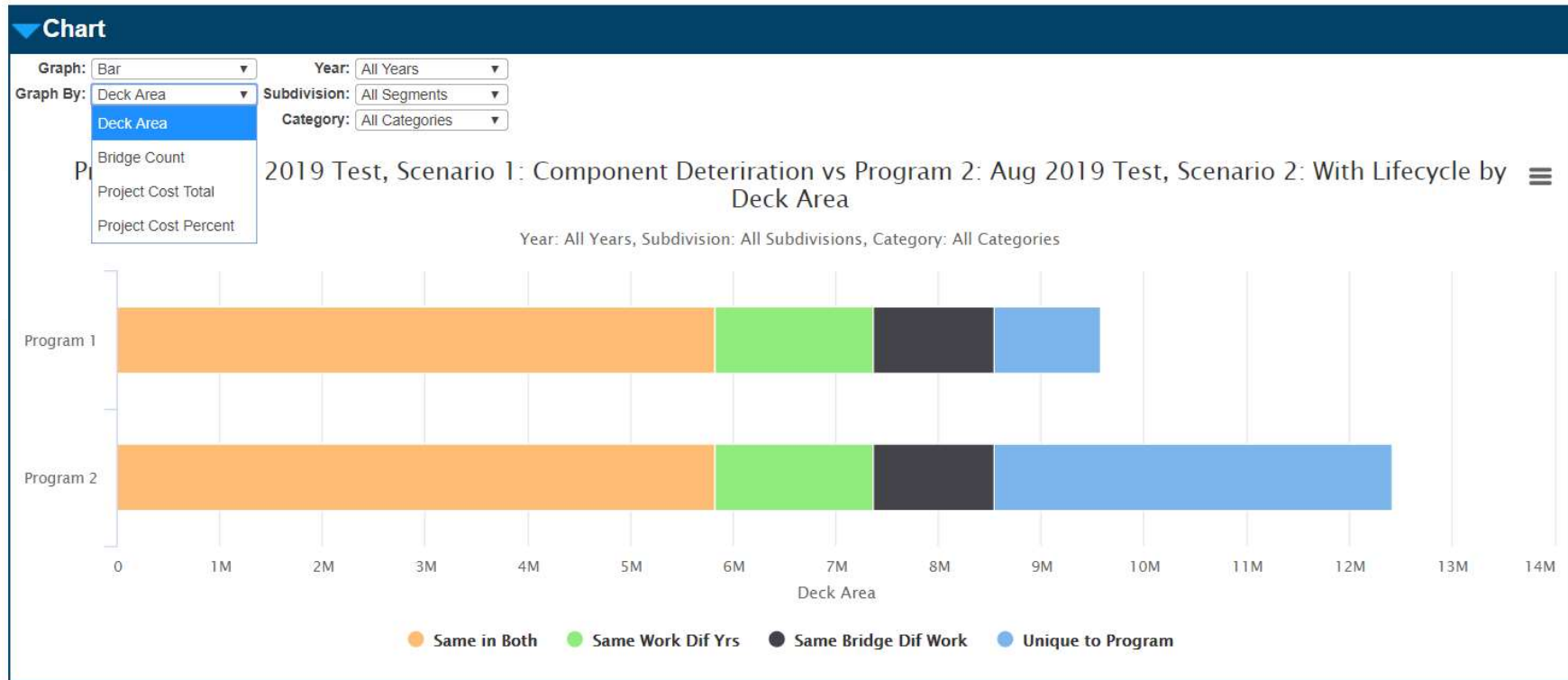


# PROGRAM COMPARISON TOOL

NEW LOGIN SCREEN

PROGRAM COMPARISON TOOL

BrR WEBSERVICES



The graphs can show you differences by deck area, or cost or count of bridges. Lots of options.

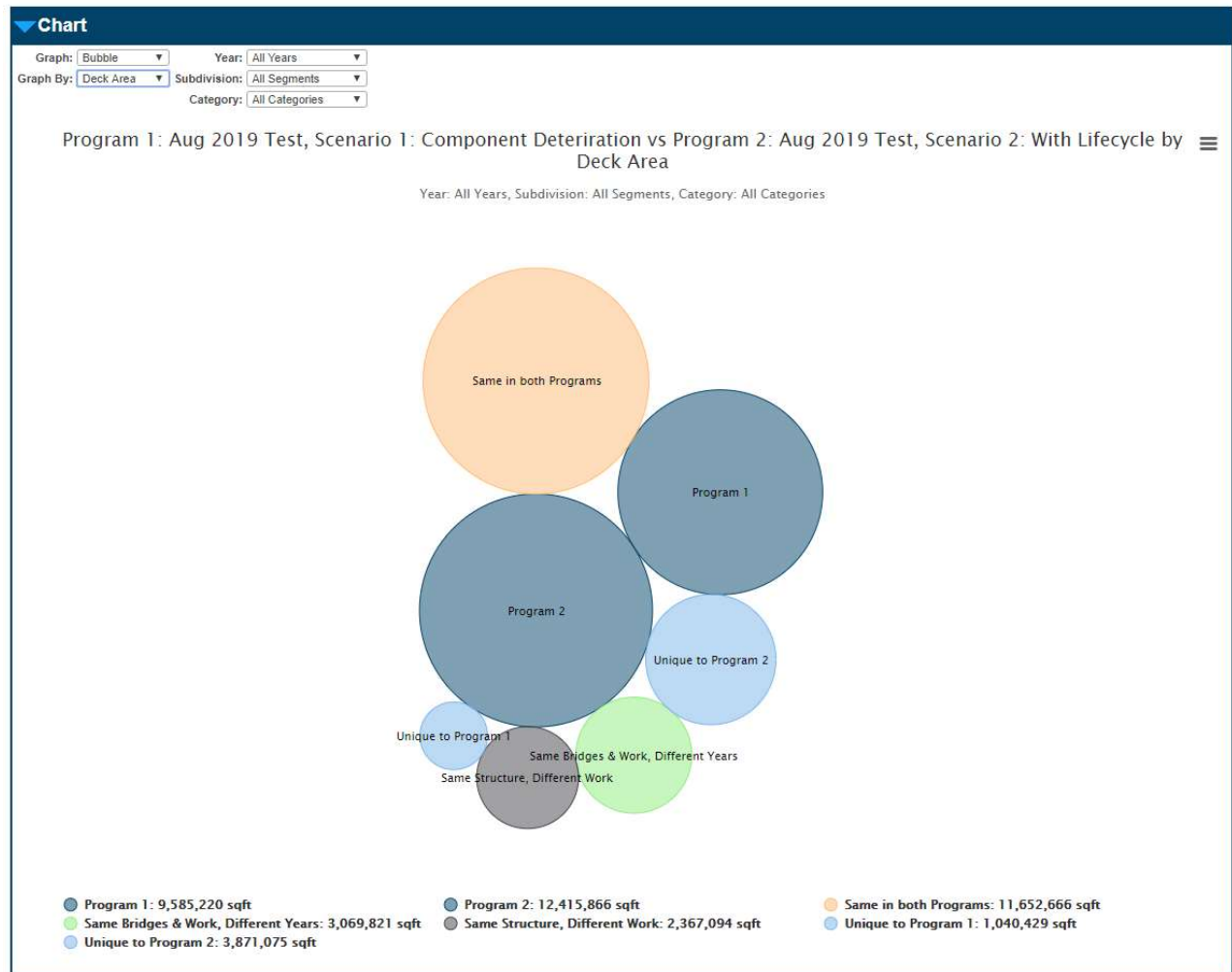


# PROGRAM COMPARISON TOOL

NEW LOGIN SCREEN

PROGRAM COMPARISON TOOL

BrR WEBSERVICES



If it's easier to see them by relative size ...

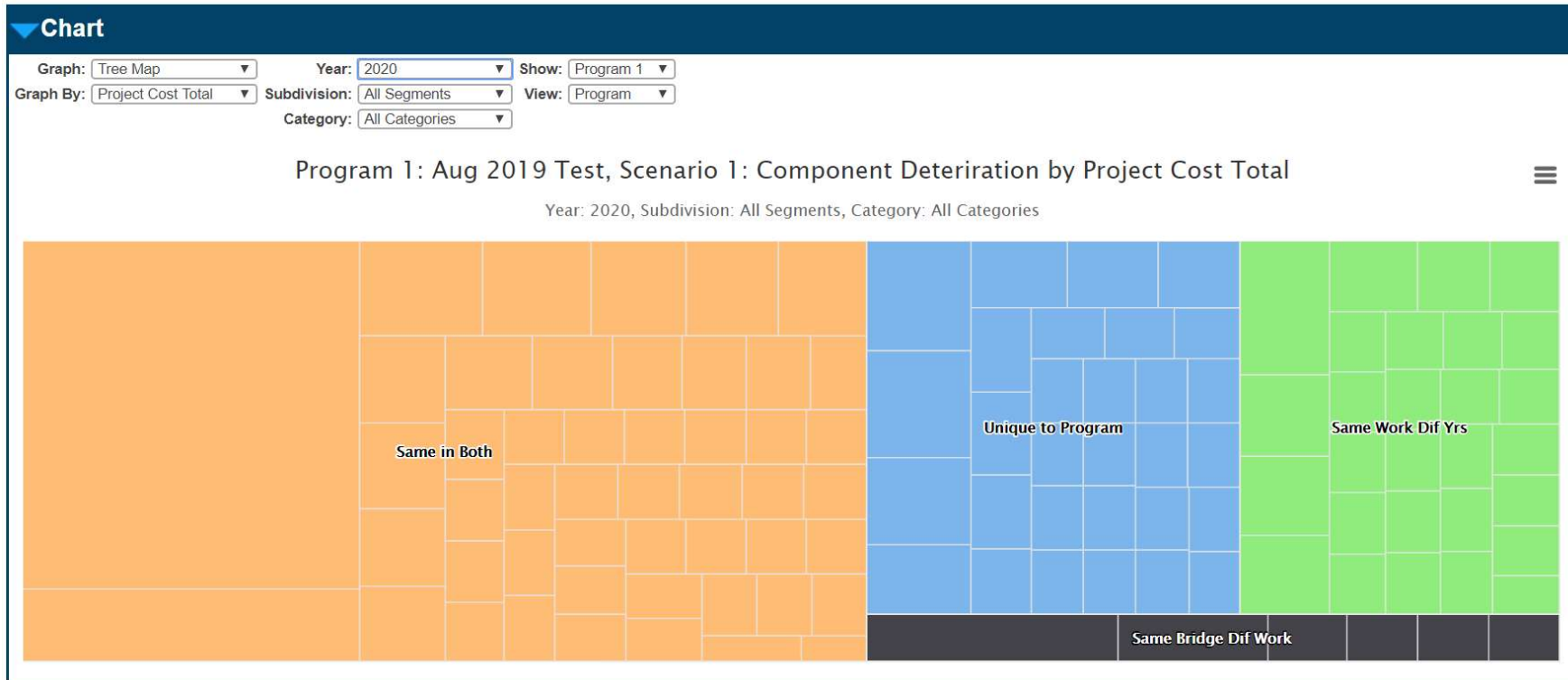


# PROGRAM COMPARISON TOOL

NEW LOGIN SCREEN

PROGRAM COMPARISON TOOL

BrR WEBSERVICES



The tree-map graphs let you drill down to get more detail. But in this case notice the large project on the top left. Right away you can see the biggest project is the same in both programs.

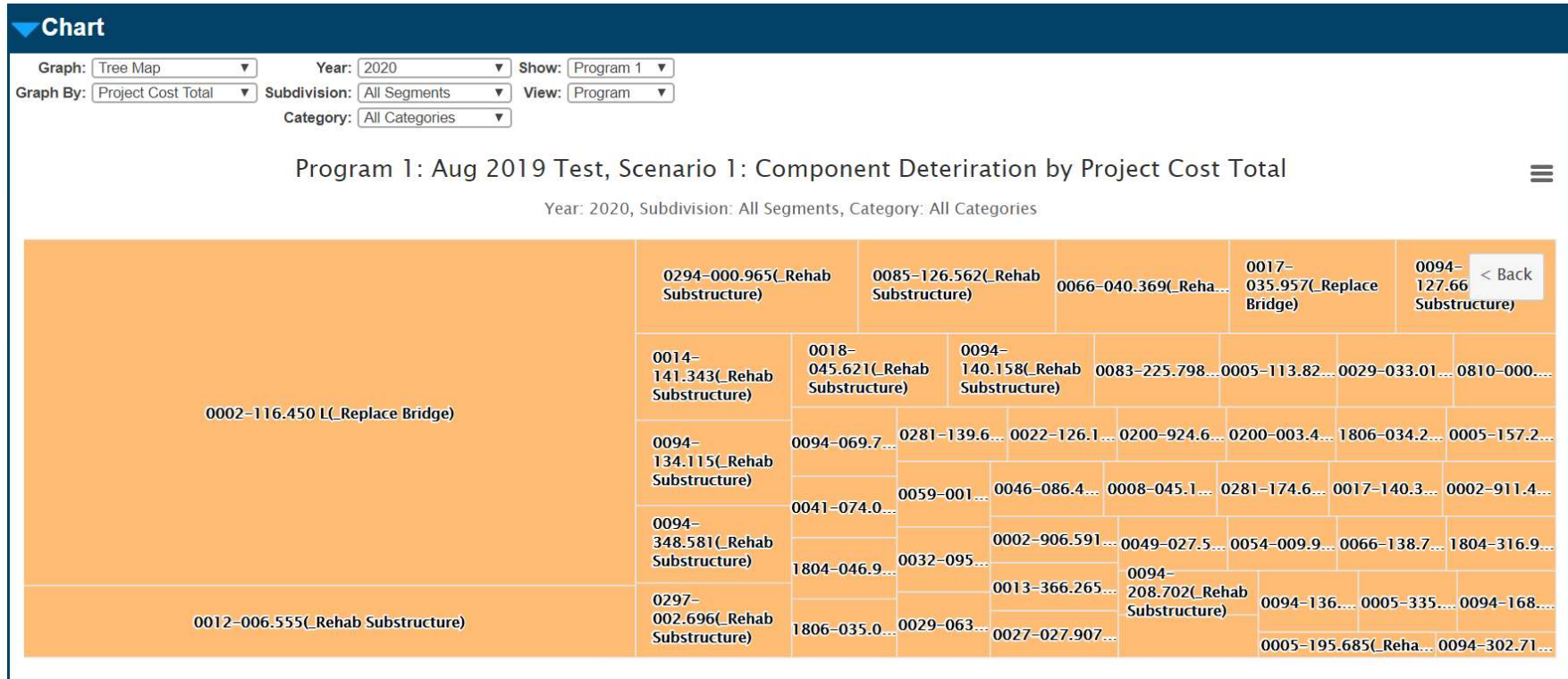


# PROGRAM COMPARISON TOOL

NEW LOGIN SCREEN

PROGRAM COMPARISON TOOL

BrR WEBSERVICES



Drilling down can get more details.



# PROGRAM COMPARISON TOOL

NEW LOGIN SCREEN

PROGRAM COMPARISON TOOL

BrR WEBSERVICES


0012-006.555(Rehab Substructure)	002.696(Rehab Substructure)	1806-035.0...	0029-063...	0027-027.907...	Substructure)	0034-100...	0003-000...	0034-100...
						0005-195.685(Reha...	0094-302.71...	

## Data

- Expand All Collapse All
- Same In Both Programs (175)
- Same Bridge & Work, Different Years (91)
- Same Structure Different Work (28)

		Structure Number	Year	Work in Program 1	Program 1 Proj. Category	Work in Program 2	Program 2 Proj. Category	Automatic
1	2	<input type="text" value="0029203413"/>	<input type="text" value="2024"/>	<input type="text" value="_Rehab Superstructure"/>	<input type="text" value="No Category"/>	<input type="text" value="_Rehab Substructure"/>	<input type="text" value="No Category"/>	<input type="text" value="No"/>
1	2	<input type="text" value="0094352453 R"/>	<input type="text" value="2024"/>	<input type="text" value="_Rehab Substructure"/>	<input type="text" value="No Category"/>	<input type="text" value="_Rehab Superstructure"/>	<input type="text" value="No Category"/>	<input type="text" value="No"/>
1	2	<input type="text" value="0023046203"/>	<input type="text" value="2024"/>	<input type="text" value="_Rehab Superstructure"/>	<input type="text" value="No Category"/>	<input type="text" value="_Rehab Substructure"/>	<input type="text" value="No Category"/>	<input type="text" value="No"/>
1	2	<input type="text" value="1804027200"/>	<input type="text" value="2024"/>	<input type="text" value="_Replace Bridge"/>	<input type="text" value="Replacement"/>	<input type="text" value="_Rehab Substructure"/>	<input type="text" value="No Category"/>	<input type="text" value="No"/>
1	2	<input type="text" value="0094348581"/>	<input type="text" value="2024"/>	<input type="text" value="_Rehab Superstructure"/>	<input type="text" value="No Category"/>	<input type="text" value="_Rehab Substructure"/>	<input type="text" value="No Category"/>	<input type="text" value="No"/>
1	2	<input type="text" value="0012006555"/>	<input type="text" value="2024"/>	<input type="text" value="_Rehab Superstructure"/>	<input type="text" value="No Category"/>	<input type="text" value="_Rehab Substructure"/>	<input type="text" value="No Category"/>	<input type="text" value="No"/>
1	2	<input type="text" value="0019118258"/>	<input type="text" value="2024"/>	<input type="text" value="_Replace Bridge"/>	<input type="text" value="Replacement"/>	<input type="text" value="_Rehab Substructure"/>	<input type="text" value="No Category"/>	<input type="text" value="No"/>
1	2	<input type="text" value="0094168101 L"/>	<input type="text" value="2024"/>	<input type="text" value="_Replace Bridge"/>	<input type="text" value="Replacement"/>	<input type="text" value="_Rehab Superstructure"/>	<input type="text" value="No Category"/>	<input type="text" value="No"/>
1	2	<input type="text" value="1806288840"/>	<input type="text" value="2023"/>	<input type="text" value="_Replace Bridge"/>	<input type="text" value="Replacement"/>	<input type="text" value="_Rehab Substructure"/>	<input type="text" value="No Category"/>	<input type="text" value="No"/>
1	2	<input type="text" value="0023046203"/>	<input type="text" value="2023"/>	<input type="text" value="_Rehab Superstructure"/>	<input type="text" value="No Category"/>	<input type="text" value="_Rehab Substructure"/>	<input type="text" value="No Category"/>	<input type="text" value="No"/>
1	2	<input type="text" value="0012049406"/>	<input type="text" value="2023"/>	<input type="text" value="_Rehab Superstructure"/>	<input type="text" value="No Category"/>	<input type="text" value="_Rehab Substructure"/>	<input type="text" value="No Category"/>	<input type="text" value="No"/>
1	2	<input type="text" value="081000846"/>	<input type="text" value="2023"/>	<input type="text" value="_Rehab Superstructure"/>	<input type="text" value="No Category"/>	<input type="text" value="_Rehab Substructure"/>	<input type="text" value="No Category"/>	<input type="text" value="No"/>
1	2	<input type="text" value="0281174610"/>	<input type="text" value="2022"/>	<input type="text" value="_Replace Bridge"/>	<input type="text" value="Replacement"/>	<input type="text" value="_Rehab Substructure"/>	<input type="text" value="No Category"/>	<input type="text" value="No"/>
1	2	<input type="text" value="0004352453 R"/>	<input type="text" value="2022"/>	<input type="text" value="Rehab Substructure"/>	<input type="text" value="No Category"/>	<input type="text" value="Rehab Superstructure"/>	<input type="text" value="No Category"/>	<input type="text" value="No"/>

Scroll down to the grid. Notice you can link to the details of the project or export everything to excel.



NEW LOGIN  
SCREEN

PROGRAM  
COMPARISON  
TOOL

BrR  
WEBSERVICES

# BrR WEBSERVICES

# BrR WEBSERVICES



NEW LOGIN  
SCREEN


PROGRAM  
COMPARISON  
TOOL

BrR  
WEBSERVICES



BrM has also completed all of the API connections to connect and pass data to BrR without the two programs having to share a database.






# BrR WEBSERVICES

## Send to BrR:

- Inventory Data
  - Bridge ID (bridge.bridge\_id)
  - NBI Structure ID (8) (bridge.struct\_num)
  - Name (bridge.strucname)
  - Active Status (bridge.bridge\_status)
- Location & Traffic Data
  - Year Built (bridge.yearbuilt)
  - Location (bridge.location)
  - Facility Carried (7) (bridge.facility)
  - Feat. Intersected (6) (bridge.feaint)
  - Length (bridge.length)
  - Route Number (roadway.routenum)
  - Mi. Post / Km Post (roadway.kmpost)
  - District (2) (bridge.district, paramtrs)
  - County (bridge.county, paramtrs)
  - Owner (22) (bridge.owner, paramtrs)
  - Maintainer (bridge.custodian, paramtrs)
  - Admin. Area (bridge.adminarea, paramtrs)
  - NHS Indicator (roadway.nhs\_ind, paramtrs)
  - Functional Class (roadway.funcclass, paramtrs)
  - Longitude (bridge.longitude)
  - Latitude (bridge.latitude)
  - Truck Percent (Roadway.truckpct)
  - Precise Latitude (bridge.precise\_lat)
  - Precise Longitude (bridge.precise\_lon)
- Multimedia Data
- Vehicle Data
  - Vehicle Definitions (LR\_Vehicle\_Defs)



The data fields available to BrR now. Note AADT and Truck Traffic are included.




# BrR WEBSERVICES

NEW LOGIN  
SCREEN

PROGRAM  
COMPARISON  
TOOL

BrR  
WEBSERVICES



## Receive from BrR:

- Load Rating Event Data
  - Bridge\_gd
  - Rating Date
  - Load Rater's name
  - Software Used (BrR in this case)
  - Rating Event Notes (if any)
- Vehicle Load Rating Data
  - Vehicle name
  - Vehicle\_gd
  - Load factor
  - Load tons
  - Rating method
  - Analysis type
  - Limit State
  - Location (including span, girder and location)
- Multimedia Data

The fields BrR can now populate in BrM. BrR's part of the connection is still upcoming.



NEW LOGIN  
SCREEN

PROGRAM  
COMPARISON  
TOOL

BrR  
WEBSERVICES

# BrR WEBSERVICES

	<i>GET https://BrMWebsite.gov/BrM6/rest/bridge?l=brr</i> <i>HTTP/1.1</i>	
	<pre>{ "TotalRows": 1120,   "Items":   [ { BRIDGE_GD: "BFB20F07802040FB912558045D8D8FE1 ",       BRIDGE_ID: "00100",       STRUCT_NUM: "000000000000010",       STRUCNAME: "Mystery Bridge",       BRIDGE_STATUS: "3"},     { ... }, ... ] }</pre>	
	<i>GET https://BrMWebsite.gov/BrM6/api/Bridge/</i> <i>GetBrRBridgeDetail/BFB20F07802040FB912558045D8D8FE1</i> <i>HTTP/1.1</i>	
	<pre>{ BRIDGE_GD: "BFB20F07802040FB912558045D8D8FE1 ",   BRIDGE_ID: "00100",   LENGTH: 1000,   STRUCNAME: "Mystery Bridge",   DISTRICT: "04",   ... &lt;etc&gt; }</pre>	
	<i>GET https://BrMWebsite.gov/BrM6/rest/LrVehicleDefs</i> <i>HTTP/1.1</i>	
	<pre>{ "TotalRows": 15,   "Items": [ { LR_VEHICLE_DEFS_GD: "BFB20F07802040FB912558045D8D8 FE1 ",               VEHICLE_NAME: "SHV 1",               ... }, ... ] }</pre>	

What this actually looks like is an agreed upon format in a text-message conversation. So it's not magic, just expected formats and locations.

# CONTACT



**ZACHARY BOYLE**

zac.boyle@mayvue.com

Text | Voicemail | (801) 450-9716

BrM@mayvue.com

Support | 1-888-44-SUPPORT

1-888-447-8776

General | 1-877-462-9883



 **Jira Service Desk**

<https://bridgeware.atlassian.net/servicedesk/customer/portals>

